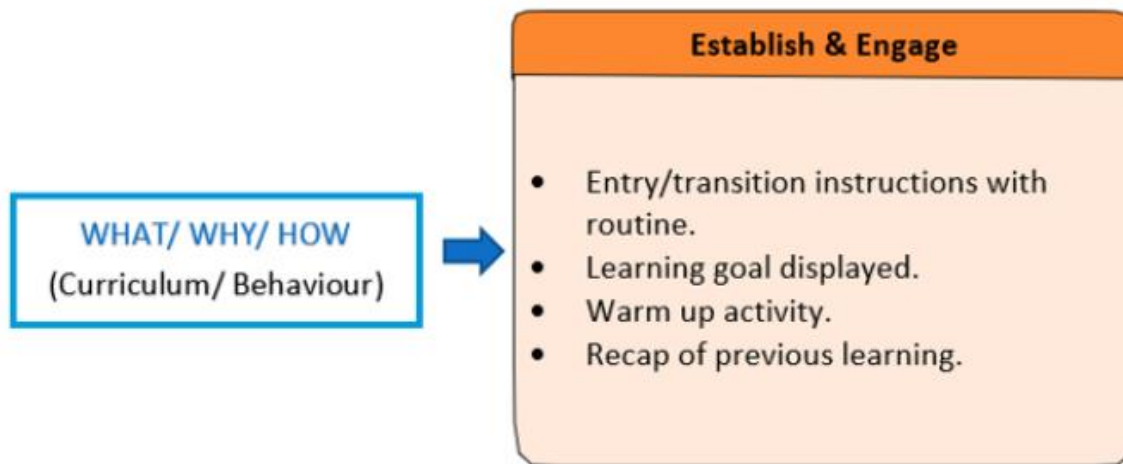




Daily Lesson Structure: Instruction Phase. (KWSC Whole School Approach to Pedagogy)



Establish and Engage Phase:



Gradual Release - Teaching Phases:

	Teacher:	Student:	How do I teach this?	
I DO: Watch, Listen and Learn. 	<ul style="list-style-type: none"> Establish purpose. (What? Why? How?) Clear and explicit instructions. Modelling. Give examples and deconstruct. Question student for understanding. 	<ul style="list-style-type: none"> Active listening. Take notes. Watch and observe. Ask and answer questions. Be ready to learn. (Resources ready and available) 	<ul style="list-style-type: none"> Explicit instruction. Think alouds. Multiple models. (Verbal and visual) Build on prior knowledge. 	<ul style="list-style-type: none"> Chunking. Exemplars. Examples and non-examples. Practical demonstration/ How-to videos.
WE DO: Practice with guidance. 	<ul style="list-style-type: none"> Questions, prompts and cues. Model and guide the process. On the spot differentiation. Clarify, encourage, direct or re-direct. Rove and assist. 	<ul style="list-style-type: none"> Active engagement. Practice with guidance. Work as a team and help each other. Clarify and respond to questions. Add ideas and thinking. 	<ul style="list-style-type: none"> Build on prior knowledge. Questioning. Graphic organisers. Scaffolds. Brainstorming and discussion. 	<ul style="list-style-type: none"> Structured practice. Think-Pair-Share. Group work. Joint construction. Academic games.

Gradual Release – Learning Phases:

	Teacher:	Student:	How do I teach this?	
<p>YOU DO TOGETHER: Work with peers.</p> 	<ul style="list-style-type: none"> Clarify task. Provide scaffold and adjust as required. Question for understanding. Role and facilitate interactions. Monitor, encourage and refocus. 	<ul style="list-style-type: none"> Follow task instructions. Practice skills. Ask questions. Engage in task, active listening. Collaborate respectfully. 	<p>Cooperative learning may include:</p> <ul style="list-style-type: none"> Inquiry-based learning. Digital interactive activities. Expert groups. Jigsaw. 	<ul style="list-style-type: none"> Rotation stations. Group investigation. Academic games. Group research.
<p>YOU DO ALONE: Work independently.</p> 	<ul style="list-style-type: none"> Set conditions for learning. (What? Why? How?) Provide differentiation. Monitor progress and engagement. Provide additional feedback. Set marker/ time frame for progress. 	<ul style="list-style-type: none"> Attempt set work and produce an outcome. Monitor own time. Clarify by asking questions. Utilise available resources and exemplars. Work independently. 	<p>Knowledge application tasks may include:</p> <ul style="list-style-type: none"> Scaffolds. Graphic organiser. Exemplars. Learning journals. 	<ul style="list-style-type: none"> Problem solving. Inquiry-based learning.

Closing Phase:

